

HAPPY KNIT YEAR 2012!

LOUISA HARDING Grace: HAND-DYED & BEADED

The latest trend in artful yarns is combining luxury fibres with saturated, hand-dyed colours and adding beads for that ultimate touch of glamour. Designer, Louisa Harding, has made a fantastic contribution to this wonderful trend with her new line of "Grace" yarns.

And, you'll find 19 new designs in **Three Graces**, the newest collection from Louisa Harding using Grace Hand Dyed, Grace Beaded and Grace Silk & Wool.

Grace Hand Dyed is a beautiful half-and-half combination


Silk and Merino Wool in a double knit (dk) weight (22 sts, 30 rows over 10cm on a 4.0mm needle). Each 100m/50g skein has been hand-dyed.

Grace Hand Beaded combines Silk(31%), Merino Wool (31%), Glass Beads (30%) and Polyester (8%) in a dk weight. You'll find 68m of sparkly goodness in every 50g skein.

If your project requires more than one skein of a hand-dyed yarn, we recommend that you knit from two skeins (switching yarns every two rows). You can carry each alternating yarn up the side of



Grace Hand Beaded



Above: two designs from Louisa Harding's new book, *Three Graces*

Right: Grace Hand Dyed



your work. Hand-dyed yarns can vary in colour saturation from skein to skein, so blending them is a good way to ensure even colour content.

You'll find Louisa Harding yarns & designs at our downtown location.

NEW FROM MIRASOL

Meet **Tuhu**. The newest yarn in the Mirasol collection, made with 50% Baby Llama, 40% Fine Merino Wool and 10% Angora. It works up in dk weight at 22 sts and 28 rows to 10cm on 4.0mm needles and each lovely skein has 100m/50g. Book #24 by designer Jane Ellison provides

eight new patterns for garments and accessories in Tuhu.

And you already know **Miski**, 100% Baby Llama in an aran weight (18 sts & 24 rows over 10cm on 5.0mm needles) with 75m/50g skein. Jane's Book #26 contains nine new patterns for this fair trade yarn. Mirasol Yarns are



available at both RCY locations.

Inside this issue:

New patterns from Churchmouse Yarns & Tea	2
Art Yarns Newsletter	2
RCY Workshops and Events in January	3
Cool Tools	4
Knitter's Massage Offer	4
Elegance—the new scarf yarn	4
What We've Been Up To	4

NEW FROM CHURCHMOUSE...

We have new patterns from Churchmouse Yarn & Tea, the most special LYS on Bainbridge Island!

Easy Folded Poncho: "It's like a really elegant sweat-shirt."

This poncho favorite transcends the trends. It's easy to knit (just one long stockinette rectangle), easy to finish and even easier to throw on. Knit it in soft **Rowan Felted Tweed** or luscious **Aslan Trends Royal Alpaca**, with a cowl or without, you'll soon see why this is a Churchmouse favorite!

Shoulder Cozy: "It's the perfect touch of warmth for all seasons."

You could call it a capelet. Or a poncho. Or a cowl. Scrunch it up around your neck when you put your coat on—slip it down over your shoulders when you get there. In two sizes, it knits up in an evening—so knit one for you, and one for a friend! Knit up in a luxurious combination of **Rowan Summer Tweed** and **Rowan Kidsilk Haze**.



Easy Folded Poncho



Shoulder Cozy



Ribbed Pencil Skirt


Ribbed Pencil Skirt (in 11 sizes & any length): "Knit it long and lean or short and sweet."

Carol Lansinger's simple ribbed skirt is pressed out from hip to hemline for a smooth fit that skims the hips without clinging. Go to your closet to see what lengths work best on you—we bet you won't knit just one. We recommend **Filatura di Crosa Zara** (100% extra fine merino wool) or **Elsebeth Lavold Silky Wool** for this project.

MORE CLASSICS FROM CHURCHMOUSE TOO...

We're replenishing our favourite Churchmouse patterns as well. Come in for your copy of **Stay On Baby Booties**, **Annabella's Cowl**, **Mohair Bias Loop**, **Two Way Ruffle**, **Pressed Rib Cap and Muffler**, **Baby Blossom Sweater**, **Barb's Koigu Ruffle Scarf**, **Linen Stitch Scarf**, **Lace-Back Fingerless Gloves** and **Welted Fingerless Gloves**.

All Churchmouse patterns are available at both RCY locations.



Blossom Baby Sweater



Annabella's Cowl



Lace-Back Fingerless Gloves



Pressed Rib Cap & Muffler



Mohair Bias Loop Shawl

Did you know? We'll package up these patterns with the yarn and needle requirements and send them to you as a mail order. Just call or email (contact info on

page 4) and we'll get your Churchmouse care package out to you asap.



Churchmouse Yarns and Tea have free patterns available for download, too. Visit their website at www.churchmouseyarns.com and click on the "Shop" button, then the "Patterns" image and you'll see all their pattern offerings, including the free ones.

NEWS FROM NEW YORK CITY

You can sign up for the Artyarns Newsletter (news from Iris Schreier, creator of Art Yarns). You will receive an email twice a month full of Artyarns news, free patterns, new yarns and colors and much more. And, of course, if you're looking for a nice selection of Art Yarns, look no further than either RCY location!

Here's a link for you: <http://forms.aweber.com/form/60/497439460.htm>



JUST BRING YOUR POINTY STICKS... OR A HOOK!

Come and join us on **Sunday, January 8th** for our **Drop In Knitting (or Crochet) Circle**. This event happens regularly on the first Sunday of each month (unless the first Sunday happens to be New Year's Day) from 1:00 –3:00 PM.

We hold this event at both stores and there

is no charge to attend; we appreciate an RSVP so we know how many chairs to pull out. This is a great opportunity to meet other fibre artists. Bring an UFO (unfinished object) or WIP (work-in-progress) and see it turn into a FO (finished object). See you then!



JANUARY WORKSHOPS

Knitting 101: We're holding extra classes this month, to meet demand. Call either store to check on available space for this four week, get-started program.

Our popular **Blockbuster** program is also running full steam this month. These short, two-hour workshops are perfect introductions to new techniques. We have developed 17 separate Blockbuster classes. This month, you can take: modular knitting techniques in **Domino** and **Entrelac**, put a new twist in your knitting with **Cables** or **Smocking**, or take your knitting up a notch without getting too complicated in **Weave Knitting** or **Embossing**. You can figure out left- and right-slanting increases and decreases in the blockbuster of the same name: **Increases and Decreases**. And that's just for January. All you need is a copy of Nicky Epstein's **Knitting Block** by Block (available at RCY) and a small window of time.



Workshop Details:
www.rivercityyarns.com/workshops

While the weather has been warm, it won't stay that way. Take our **Marvelous Mittens** workshop and learn how to knit in the round and make a gusset for the thumb. You'll want to make several pairs!

Starting on January 15, River City Yarns will be hosting a new ten-week Knit-Along

course developed by Beth Brown-Reinsel who is an author, designer, and instructor of traditional knitting techniques. Beth's first book and DVD are based on the British fisherman's sweater of the 1800s, a rugged and handsome garment that is comprised of many interesting techniques.

We will knit Beth's gansey design, **The Big Easy**. It is a pullover knitted at four stitches per inch for a quicker knit than with traditional gansey yarn. This sweater can be knitted in an oversized style or as a more fitted garment.

If you have never knit in the round before, the **Baby Hat** workshop is a great place to start. You'll learn how to knit on double pointed needles (dpns) or two circulars, if you prefer. You'll also learn how to make i-cord (a good thing to know). Having made a baby hat, you'll be ready to try many other hat designs and mittens.

TUTORIALS: FOR ONE AND FOR ALL

New this year—**One-on-one Tutorials**. If you like having focused attention and thrive with gentle instruction, this is the class for you. Jane-Anne will help you understand and complete your project, teach you knitting techniques and coach you as you take your handwork to the next level.

These one hour sessions will be held every Monday (except holidays) at three different times at our Downtown location.



You'll get time to ask questions, learn new techniques and strategies and practice on your own project. Register online or by

phone at 780-477-9276 to book your time in advance. Registration: \$25/session.

We are continuing our **Project Tutorial (group) sessions** at both stores. Offered four times per week on Tuesdays (morning & afternoon times),

If you like having focused attention and thrive with gentle instruction, this is the class for you.

Wednesdays (late afternoons) and Fridays (mornings). Our experienced instructors will help you with your project (learn as you go) in either knit or crochet. We have a 5-visit drop in punch card that you can purchase. Each visit entitles you to a 2 hour group tutorial session. Just call ahead to book your spot in one of our drop-in sessions. You can also exchange one punch for a half hour one-on-one lesson.

JUST a LITTLE SOMETHING...

We have two locations!

River City Yarns Downtown
#107, 10106-111 Avenue
Edmonton, AB T5G 0B4
Phone: (780) 477-9276
Email: riverscityyarns@shaw.ca

River City Yarns Southside
3438-99 Street
Edmonton, AB T6E 5X5
Phone: (780) 450-9276
Email: south@riverscityyarns.com



New erasable pens and highlighters—the perfect tool for hand crafters. Use them to mark your patterns in your favorite books and then when you are done you can erase everything with the special eraser tip on the pen/highlighter. Barb says, “I’ve been using them in charts, highlighting each row and erasing if I need to rip back a row!”

Knitter’s Massage!
Here’s a special treat for knitters in the month of January. A little something to get your arms and shoulders back in tip-top shape after all




that gift knitting over the holidays. All this month, book a massage with Katherine McFatrige and get a steal of a deal:

30 min massage (reg \$55) will be only \$30
60 min massage (reg \$75) will be only \$55


Katherine McFatrige is a registered massage therapist who has been practicing in the Old Strathcona/Ritchie area since graduating in 2008. She works at Placare in the historic Ritchie Mill building. She has been a knitter since moving to Edmonton in 2004 and knits with a talented group of women every Monday night. You can call Katherine at 780.904.1888 or book your treatment online at www.composemassage.com.

riverscityyarns.com

THE LATEST IN FANCY SCARF YARNS



Elegance by Estelle Yarns is a chenille type yarn with tufts of fake fur inserted along its length. It knits up fast on large (10—12 mm) needles and you can knit a scarf from one ball for a fashion scarf or two balls for a generous scarf. A scarf pattern is included on the ball band. The yarn is 82% polyester and 18% acrylic. Elegance comes in 100g/60m skeins and is available at both RCY locations. Free pattern link: <http://goo.gl/wjdOi>



WE’VE BEEN VERY BUSY!

Karen M. loves to knit for the wee ones, especially little Olivia. Here she is in her new hat and matching mittens.



Olivia in her new hat and mittens!



Marj O. has been knitting and felting slippers. She’s been using up stash yarn and occasionally (well, who doesn’t?)... buying



Marj’s Christmas Slipper Collection

new yarn for this project. Each of these felted slippers (pattern available at RCY) are embellished with great pom-poms.

Cynthia H. had soooo much fun knitting “Poppy” (a completely knitted doll design by Ysolda Teague) that she made four!

These dolls were Christmas presents for four special girls. But Cynthia hasn’t finished! She’s going to make two more—’cause, you never know when you might need a couple of friends!



It’s the Spice Knit Girls!